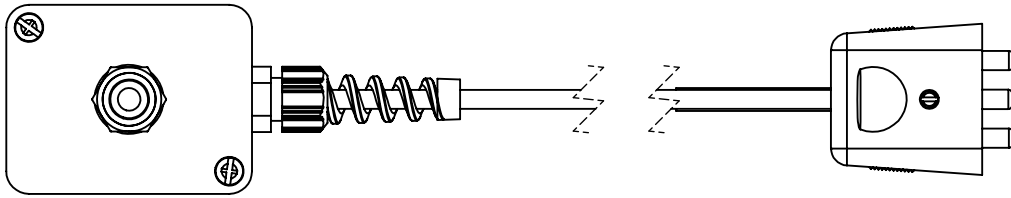
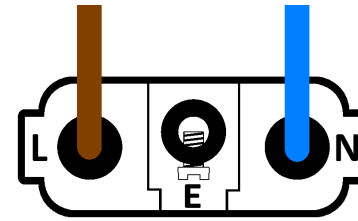


Wiring guide: Command Cables



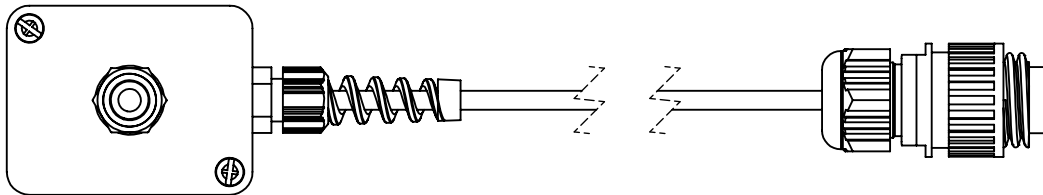
CABLES FITTED WITH "DURAPLUG" OR "PERMAPLUG" CONNECTOR




Wiring side of plug

Pin L - Brown
Pin E - Not used
Pin N - Blue

Note: Pin E may be marked \perp



CABLES FITTED WITH "HIRSCHMANN" 4 PIN CONNECTOR



Wiring side of plug

Pin 1 - Not used
Pin 2 - Brown
Pin 3 - Blue
Pin 4 - Not used

Note: Pin 4 marked \perp

Assemble plug components as shown, use the rubber insert with the smaller centre hole (discard the other one)
After wiring fit the front section to the body and screw together firmly before tightening the rear gland nut.

